

The Commission on Out of School Time Grants and Youth Outcomes

Meeting Agenda

- I. Call to Order
- II. Public Comment
- III. Announcement of Quorum
- IV. Approval of the Agenda
- V. Approval of Minutes
- VI. Office of Out of School Time Grants and Youth Outcomes Updates
- VII. Commission Updates
- VIII. Adjournment

Meeting Agenda

- I. Call to Order
- II. **Public Comment**
- III. Announcement of Quorum
- IV. Approval of the Agenda
- V. Approval of Minutes
- VI. Office of Out of School Time Grants and Youth Outcomes Updates
- VII. Commission Updates
- VIII. Adjournment

Public Comment



Youth Voice | Equity | Commitment to Learning | Mutual Respect and Responsibility

Meeting Agenda

- I. Call to Order
- II. Public Comment
- III. **Announcement of Quorum**
- IV. Approval of the Agenda
- V. Approval of Minutes
- VI. Office of Out of School Time Grants and Youth Outcomes Updates
- VII. Commission Updates
- VIII. Adjournment

Meeting Agenda

- I. Call to Order
- II. Public Comment
- III. Announcement of Quorum
- IV. **Approval of the Agenda**
- V. Approval of Minutes
- VI. Office of Out of School Time Grants and Youth Outcomes Updates
- VII. Commission Updates
- VIII. Adjournment

Meeting Agenda

- I. Call to Order
- II. Public Comment
- III. Announcement of Quorum
- IV. Approval of the Agenda
- V. **Approval of Minutes**
- VI. Office of Out of School Time Grants and Youth Outcomes Updates
- VII. Commission Updates
- VIII. Adjournment

Meeting Agenda

- I. Call to Order
- II. Public Comment
- III. Announcement of Quorum
- IV. Approval of the Agenda
- V. Approval of Minutes
- VI. Office of Out of School Time Grants and Youth Outcomes Updates
- VII. Commission Updates
- VIII. Adjournment



Estimated Learning Loss Resulting from COVID-19

COVID-19's Impact on Student Achievement

The pandemic is contributing to a “learning slide,” particularly impacting our most vulnerable youth.

According to a recent study by [EmpowerK12](#) using fall 2020 testing data from DCPS and 11 public charter LEAs, DC's COVID learning slide is similar to other national studies.

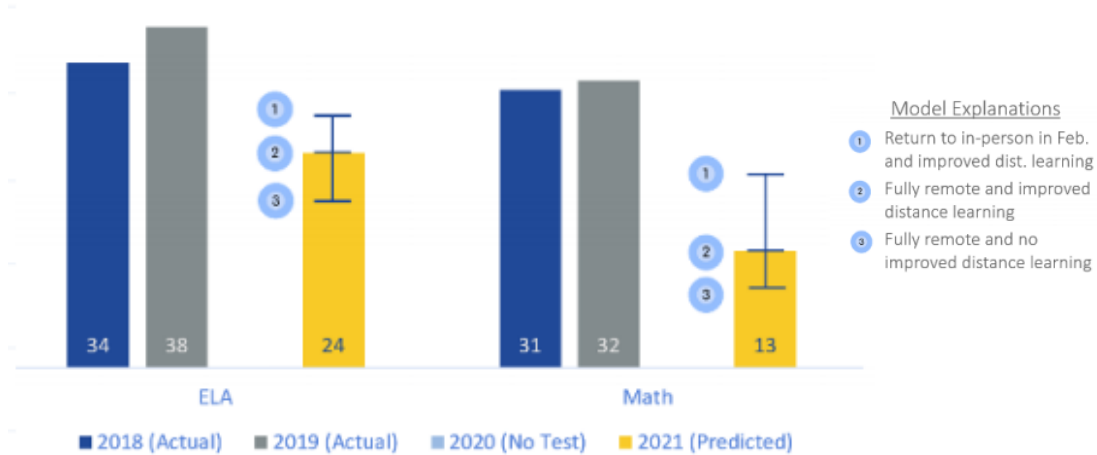
- Elementary students in grades 3-8 are being particularly impacted in math.
- Students identified as "at risk of academic failure" (defined as receiving TANF, SNAP, homeless, in care of CFSA) are being impacted in both math and reading
 - **At-risk students** in grades 3-8 lost 5 months in math and 4 months in reading.
 - **Non at-risk students** lost 4 months in math and did not lose ground in reading.
- **Early literacy** proficiency (grades K-2) fell by 12 percentage points for all students; 16 percentage points for at-risk students; and fell by 19 percentage points for students attending schools in Wards 7 and 8.

Source: *Covid-19's Impact on Student Achievement and Academic Growth in DC*, EmpowerK12

COVID-19's Estimated Impact on Future Achievement

[EmpowerK12](#) also estimated COVID-19's potential impact on students' upcoming PARCC assessments (spring of 2021):

- Fewer students are estimated to be **on track for proficiency in PARCC**, particularly in math.
- The estimates are worse the longer students stay remote and out of the classroom.



Source: *Covid-19's Impact on Student Achievement and Academic Growth in DC*, EmpowerK12

Fiscal Year 2020 Overview

- COVID response to grants
- Annual Report
- Audit report
 - Background checks
 - Financial reporting and documentation

Fiscal Year 2020 Annual Report

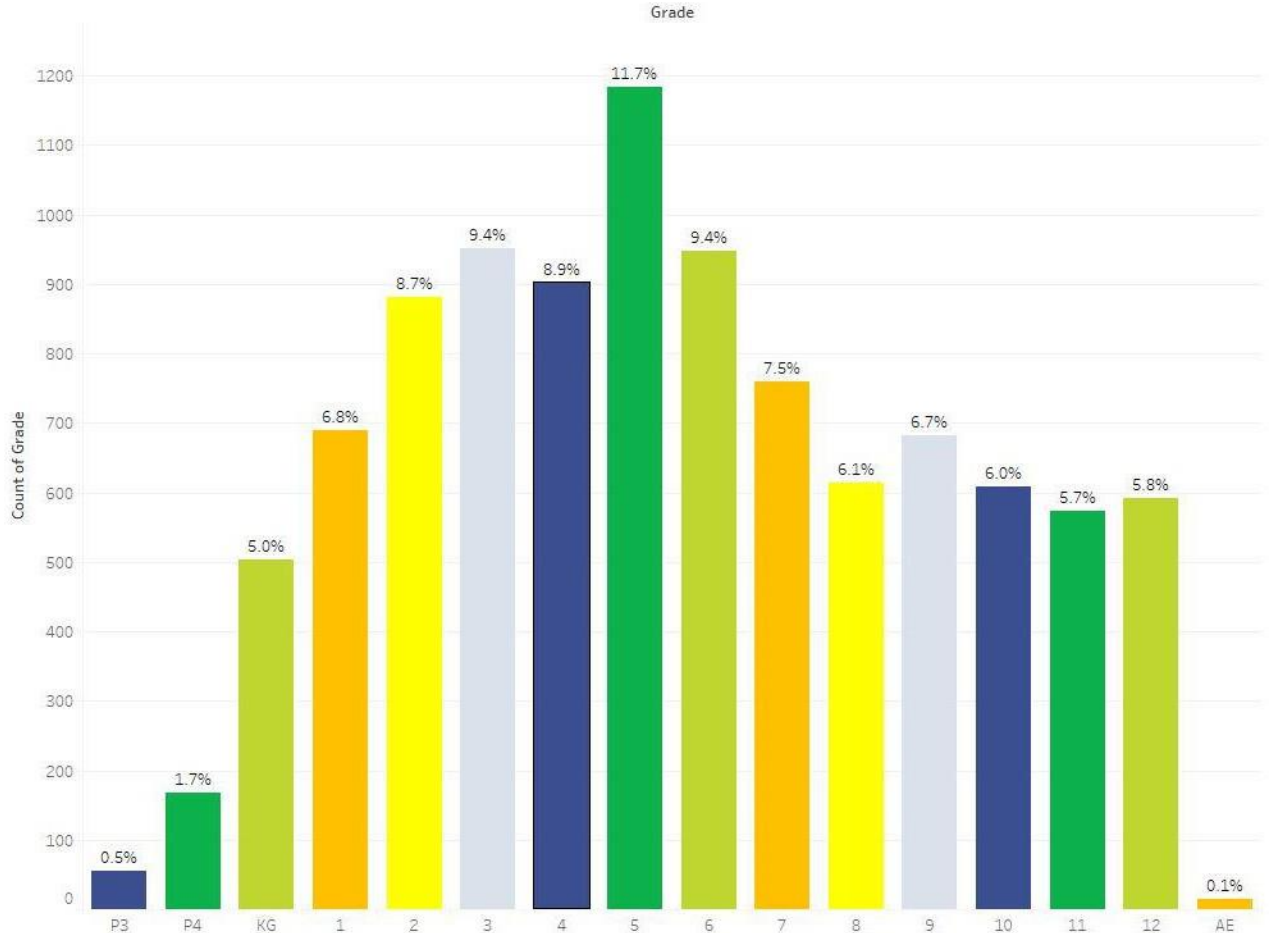
Performance Measures and Performance Outcomes

| Grant Competition Name | Number of Grants Awarded | Number of Youth Funded to Serve | Total Amount of Awards |
|---|--------------------------|---------------------------------|------------------------|
| OST Programs for Essential District Workers | 2 | 24 | \$120,000 |
| 2020 Summer Strong DC | 22 | 1,610 | \$1,602,231 |
| 2020 Summer Strong DC Small Nonprofit | 7 | 161 | \$172,500 |
| 2020 Summer Strong Coordinating Entity | 1 | 30 | \$100,000 |
| 2020 Summer Strong Enrichment at DCPS/DPR | 3 | 130 | \$219,159 |
| School Year 2019-20 OST | 42 | 6,063 | \$3,479,393* |
| School Year 2019-20 OST Small Nonprofit | 21 | 791 | \$514,200* |
| Fiscal Year 2020 Invitation Only Year Round OST | 24 | 8,449 | \$4,527,664* |
| Fiscal Year 2020 Invitation Only Year Round Coordinating Entity | 2 | 100 | \$400,000* |
| Total | 124 | 17,358 | \$11,135,147.60 |

*These grants started in FY19 and a portion of grant funds were distributed in FY19.

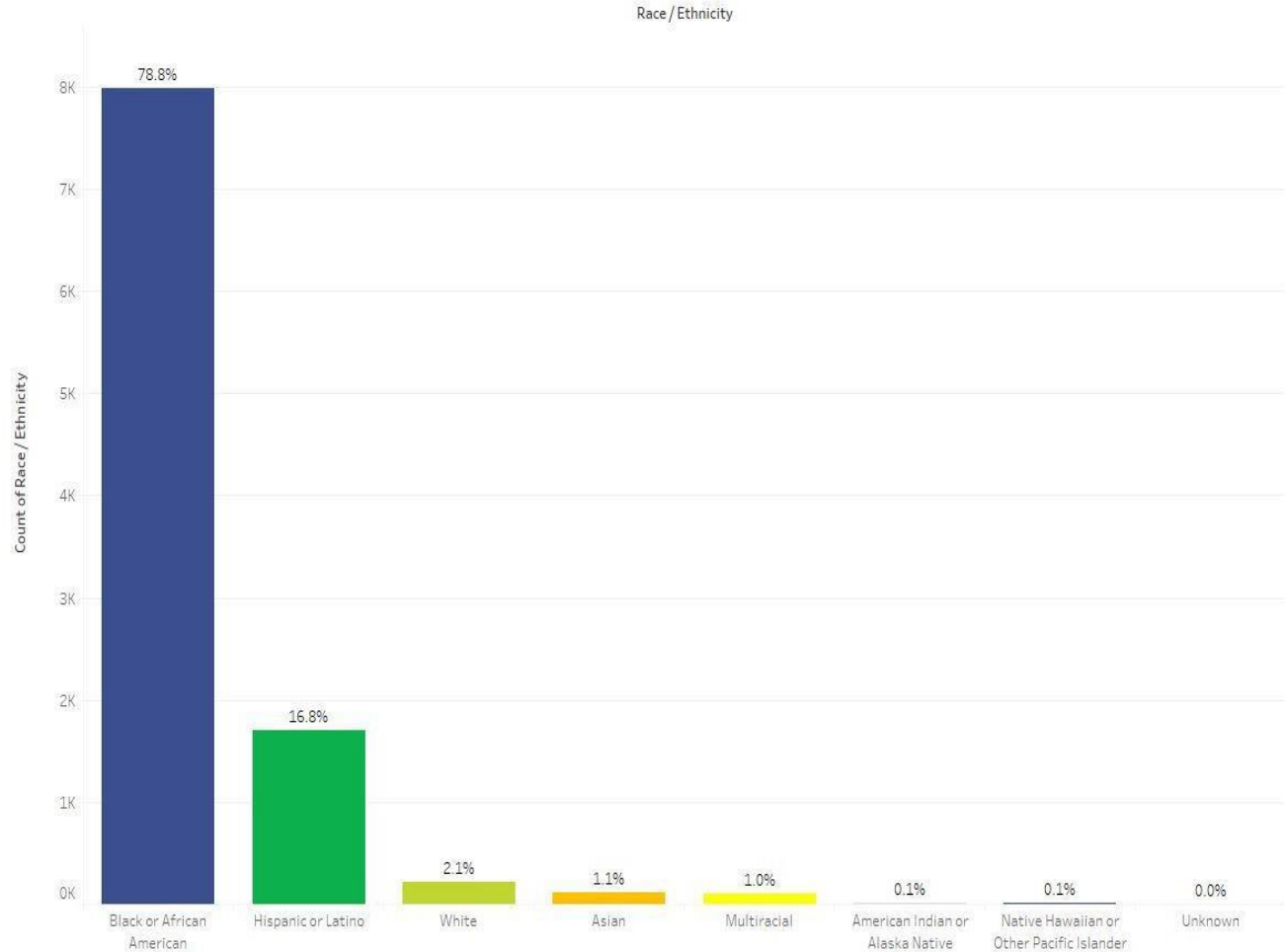
FY2019 Demographics

Grade Breakdown



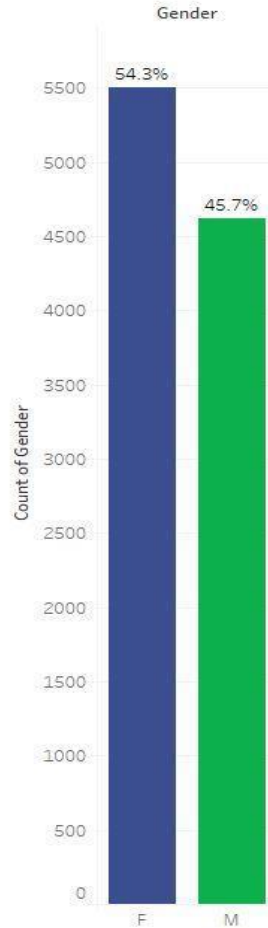
FY2019 Demographics

Racial Breakdown

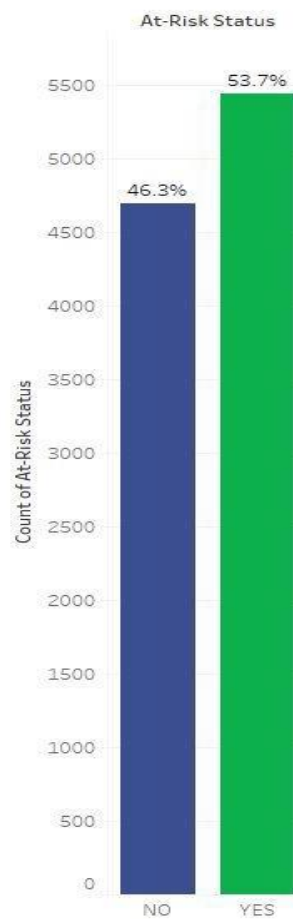


FY2019 Demographics

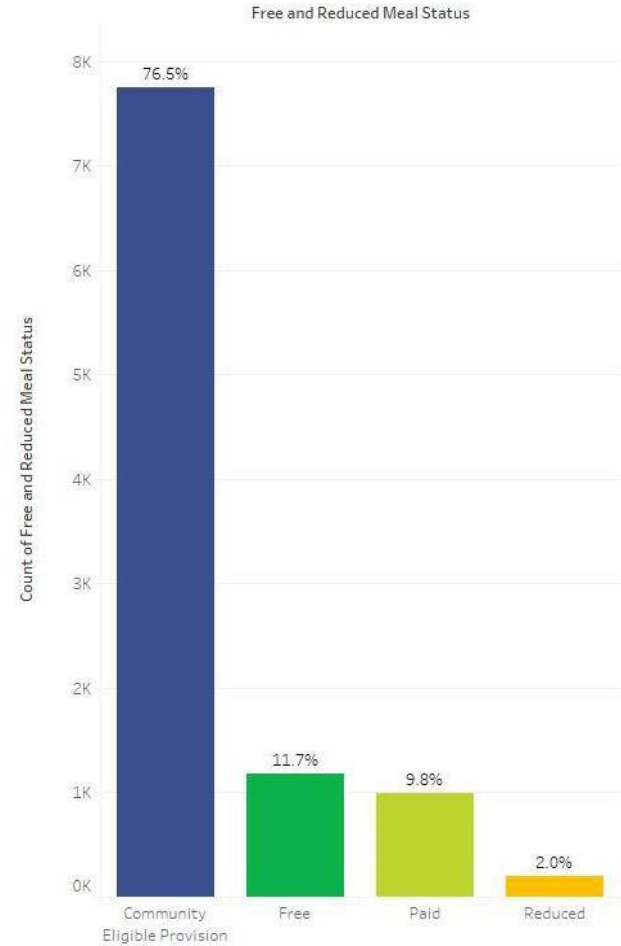
Gender Breakdown



At-Risk Status



Free and Reduced Meal Status



The Institute for Youth Development

- Hosted 93 events; 197.9% of goal.
- 840 unduplicated number of attendees participated in various events; 120.0% of goal.
- 10 program sites in FY20 improved program quality year over year.
- 36 program sites participated in the quality cohort achieving 120.0% of yearly goal.

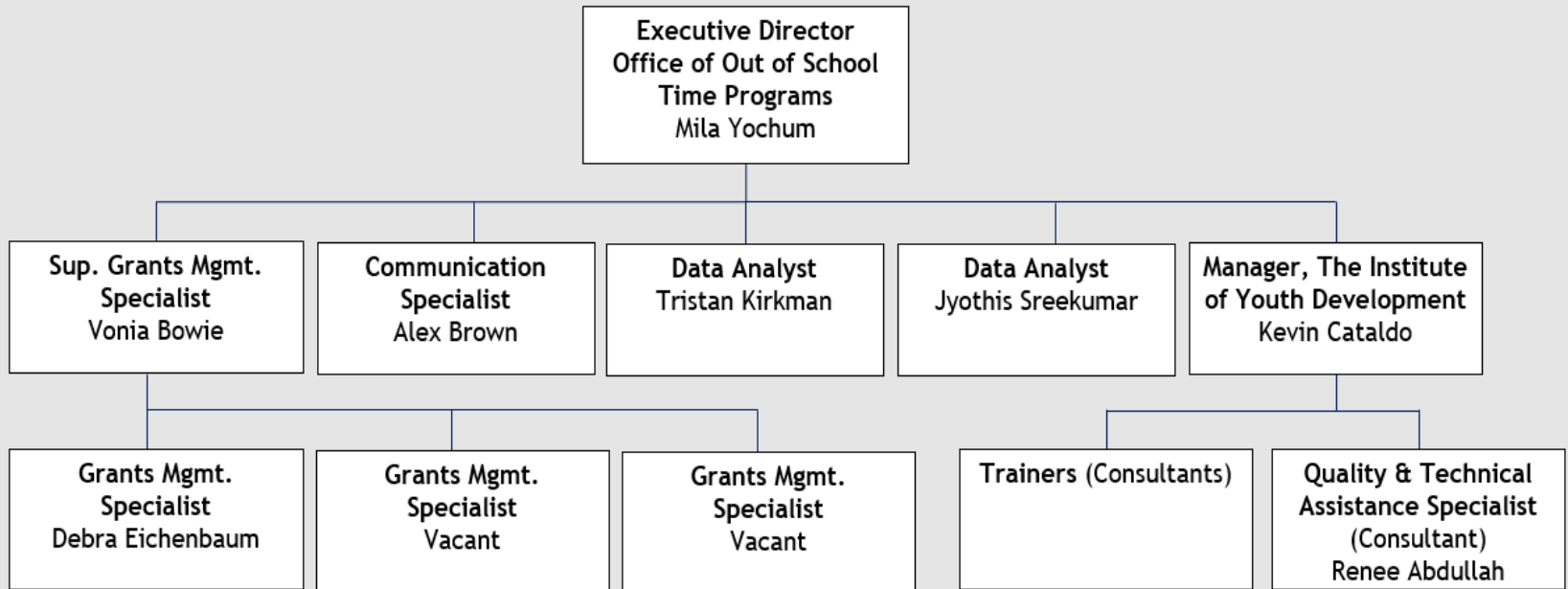
DC Auditor Report

- Criminal background check
- The 16 sampled subgrants had unsupported and/or unallowed expenditures for 45% of expended funds in our sample, totaling \$371,512.
- OST's insufficient monitoring and oversight contributed to United Way using OST grant funds for non-OST services and submitting the FY 2018 grant close-out report one year after its due date.
- D.C. Code does not require OST's Annual Grant Report to include a transparent accounting of how grant funds were spent.
- OST's performance data is inaccurate. CitySpan attendance data does not reconcile with subgrantee records and OST did not accurately report on the number of unique youths impacted.

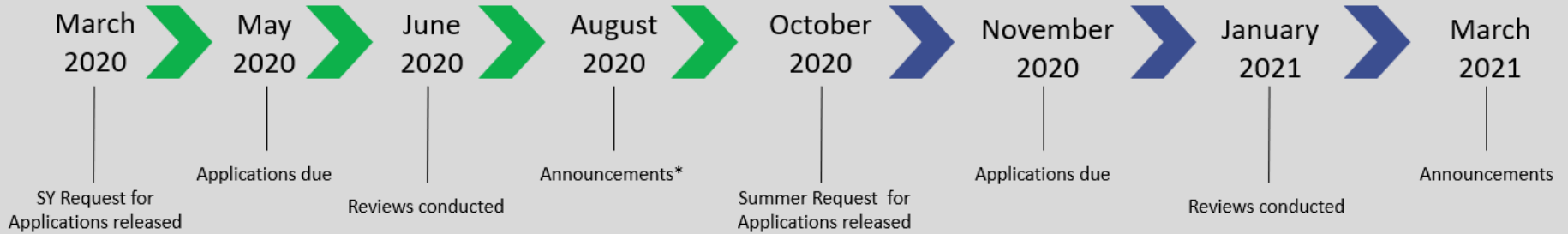
Fiscal Year 2021 Overview

- FTE increase and grants program
- School Year Grants
 - 91 grantees
 - Waived PQA and SAYO requirement
- Summer Grants
 - Academic Support

Organizational Chart



Grants



School Year Out of School Time Grant Competitions

- School Year Out of School Time (OST) awarded \$1,951,746
- School Year OST Small Nonprofit awarded \$125,000

Continuation Grants

- Year-Round Grants awarded \$5,599,923
- OST Grants awarded \$1,282,377
- Small Nonprofit Grants awarded \$423,320

Summer Strong Grant Competitions

- Summer Strong DC estimated award \$1,115,000
- Summer Strong DC Small Nonprofit estimated award \$125,000
- Coordinating Entity estimated award \$400,000

* Based on DC Council approval of upcoming FY budget

Meeting Agenda

- I. Call to Order
- II. Public Comment
- III. Announcement of Quorum
- IV. Approval of the Agenda
- V. Approval of Minutes
- VI. Office of Out of School Time Grants and Youth Outcomes Updates
- VII. **Commission Updates**
- VIII. Adjournment

Commission Discussion

- Officers
- Needs Assessment
- Meeting Schedule
- Committees Status
- COVID impacts on non-profits

Meeting Agenda

- I. Call to Order
- II. Public Comment
- III. Announcement of Quorum
- IV. Approval of the Agenda
- V. Approval of Minutes
- VI. Office of Out of School Time Grants and Youth Outcomes Updates
- VII. Commission Updates
- VIII. **Adjournment**